

TORQUE TM TYRES

TBR / PCR / UHP / 4x4 / VAN



Performance - Precision - Power



Truck tyres



STEER

TQ121 / TQ660 / FAR518 / TQ111 / FAR515



TRACTION

TQ768 / TQ638 / FDL227 / TQ628 / TQ312



TRAILER

FTM313 / TQ022 / FAL535 /
FTL311 / STL357



ALL POSITION

TQ011 / TQ702

The truck tyre range has been specifically designed to deliver excellent grip and performance on all road surfaces.

The special tread compounds provide a more comfortable driving experience and minimises irregular wear.

Some of the features and benefits:

- Outstanding resistance to punctures and tearing
- Excellent heat dissipation
- Stone ejection design
- Excellent water evacuation
- Lower rolling resistance



Steer
Should be positioned
on the front axle



Traction
Should be positioned
on the control axle



Trailer
Should be positioned
on the back axle



All Position
Can be positioned on
any axle



truck tyres



STEER TQ121

All purpose highway and urban use.



Features

Four circumferential grooves.

Solid shoulder design.

Specially design compound.

Benefits

Provides excellent anti-sideslipping performance and ensures excellent water evacuation.

Provides outstanding resistance to abrasion.

Reduces rolling noise greatly.
Delivers lower rolling resistance.

Tyre Size	Tread Pattern	Ply Rating	Load Index	Speed Rating				
295/80R22.5	TQ121	16PR	154/149	L	C	D	73	2
315/70R22.5	TQ121	20PR	156/150 (154/150)	L (M)	C	D	73	2
315/80R22.5	TQ121	20PR	156/152 (158/150)	L (M)	C	D	73	2
9.5 R17.5	TQ121	16PR	143/141	J	D	C	73	2




truck tyres

For highway, urban and all position coach use.



STEER TQ660



Features

Four wide circumferential grooves.

Siped rib and shoulder design.

Reinforced carcass and wide tread.

Specially designed compound.

Benefits

▶ Ensure excellent water evacuation, even pressure distribution and heat dissipation.

▶ Provide excellent heat dissipation.

▶ Ensures excellent handling and safe performance.

▶ Delivering lower rolling resistance.



truck tyres

For highway, urban and all position coach use.



STEER/TRAILER FAR518



Features

Four wide circumferential grooves.

Siped rib and shoulder design.

Reinforced carcass and wide tread.

Specially designed compound.

Benefits

▶ Ensure excellent water evacuation, even pressure distribution and heat dissipation.

▶ Provide excellent heat dissipation.

▶ Ensures excellent handling and safe performance.

▶ Delivering lower rolling resistance.

Tyre Size	Tread Pattern	Ply Rating	Load Index	Speed Rating				
215/75R17.5	TQ660	16PR	135/133	J	C	C	73	2
11R22.5	TQ660	16PR	146/143	M	C	C	73	2
12R22.5	TQ660	18PR	152/149	M	C	C	73	2
13R22.5	TQ660	20PR	156/152	L	C	C	73	2
255/70R22.5	TQ660	16PR	140/137	L	C	C	73	2
295/80R22.5	TQ660	16PR	152/148	M	C	C	73	2
315/70R22.5	TQ660	20PR	154/150	L	C	C	73	2
315/80R22.5	TQ660	20PR	156/152	L	C	C	73	2

Tyre Size	Tread Pattern	Ply Rating	Load Index	Speed Rating				
225/75R17.5	FAR518	14PR	129/127	M	C	D	73	2
245/70R17.5	FAR518	16PR	136/134	M	C	D	73	2
245/70R17.5	FAR518	18PR	143/141(146/146)	J(F)	C	D	73	2
245/70R19.5	FAR518	16PR	136/134	M	C	D	73	2
245/70R19.5	FAR518	18PR	141/140	J	C	D	73	2
265/70R19.5	FAR518	16PR	140/138	M	C	D	73	2
265/70R19.5	FAR518	18PR	143/141	J	C	D	73	2
285/70R19.5	FAR518	16PR	146/144(144/142)	L(M)	C	D	73	2
285/70R19.5	FAR518	18PR	150/148	J	C	D	73	2



truck tyres



STEER TQ111

All purpose highway and urban use.



M+S

Features

- Four circumferential grooves. ▶
- Solid shoulder design. ▶
- Specially design compound. ▶

Benefits

- Provides excellent anti-sideslipping performance and ensures excellent water evacuation.
- Provides outstanding resistance to abrasion.
- Reduces rolling noise greatly. Delivers lower rolling resistance.



truck tyres

For highway, urban and all position coach use.



STEER FAR515



Features

- Four wide circumferential grooves.
- Siped rib and shoulder design.
- Reinforced carcass and wide tread.
- Specially designed compound.

Benefits

- ▶ Ensure excellent water evacuation, even pressure distribution and heat dissipation.
- ▶ Provide excellent heat dissipation.
- ▶ Ensures excellent handling and safe performance.
- ▶ Delivering lower rolling resistance.

Tyre Size	Tread Pattern	Ply Rating	Load Index	Speed Rating				
215/75R17.5	TQ111	16PR	135/133	M	C	D	73	2
235/75R17.5	TQ111	16PR	132/130	M	C	D	73	2
225/70R19.5	TQ111	14PR	128/126	L	C	D	73	2
245/70R19.5	TQ111	16PR	135/133	M	C	D	73	2
11R22.5	TQ111	16PR	146/143	L	C	D	73	2
255/70R22.5	TQ111	16PR	140/137	L	C	D	73	2
11R24.5	TQ111	14PR	146/143	M	C	D	73	2
11R24.5	TQ111	16PR	149/146	M	C	D	73	2

Tyre Size	Tread Pattern	Ply Rating	Load Index	Speed Rating				
11R22.5	FAR515	16PR	148/145	L	D	D	73	2
12R22.5	FAR515	18PR	152/149	L	D	D	73	2
275/70R22.5	FAR515	16PR	148/145	M	D	D	73	2
295/80R22.5	FAR515	18PR	152/149	M	D	D	73	2
315/80R22.5	FAR515	20PR	156/152	K	D	D	73	2



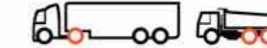
truck tyres



TRACTION TQ768

Heavy/Aggressive usage, best suited for construction and rough terrains.

M+S



Features

- Special tread compound.
- Block pattern design.
- Extra wide footprint with square shoulder.
- Reinforced carcass and bead design.

Benefits

- ▶ Provides outstanding resistance to puncture and tearing.
- ▶ Provides excellent driving and braking force.
- ▶ Enhanced stability and resistance to abrasion.
- ▶ Ensures excellent handling and safe performance and provides outstanding load capacity.


Tyre Size	Tread Pattern	Ply Rating	Load Index	Speed Rating				
12R22.5	TQ768	18PR	152/149	M	C	C	73	2
13R22.5	TQ768	20PR	156/152	G	C	C	73	2
295/80R22.5	TQ768	16PR	152/149	K	C	C	73	2
315/80R22.5	TQ768	20PR	156/152	L	C	C	73	2



truck tyres

TRACTION TQ638

For highway, urban and all position coach use.



Features

Block pattern design.

Extra wide footprint.

Deeper tread depth design.

Benefits

▶ Provides excellent driving and braking force.

▶ Enhanced stability and resistance to abrasion.


▶ Improved mileage performance.



truck tyres

TRACTION FDL227

For highway, urban and all position coach use.



Features

Asymmetric lug design.

Block pattern design.

Four wide circumferential grooves.

Reinforced carcass and bead design.

Benefits

▶ Combines regular wear with excellent traction.

▶ Provides excellent driving and braking force.

▶ Ensures excellent water evacuation, even pressure distribution and heat dissipation.

▶ Ensures excellent handling and safe performance and provides outstanding load capacity.

Tyre Size	Tread Pattern	Ply Rating	Load Index	Speed Rating				
11R22.5	TQ638	16PR	148/145	M	C	D	73	2
12R22.5	TQ638	18PR	152/149	K	C	D	73	2
315/70R22.5	TQ638	20PR	154/150	L	C	D	73	2
315/80R22.5	TQ638	20PR	156/152	L	C	D	73	2

Tyre Size	Tread Pattern	Ply Rating	Load Index	Speed Rating				
315/60R22.5	FDL227	18PR	154/148	L				

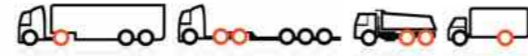


truck tyres



TRACTION TQ628

All purpose highway, urban and on/off road use.
M+S



Features

- Asymmetric lug design. ▶
- Block pattern design. ▶
- Four wide circumferential grooves. ▶
- Reinforced carcass and bead design. ▶

Benefits

- Combines regular wear with excellent traction.
- Provides excellent driving and braking force.
- Ensures excellent water evacuation, even pressure distribution and heat dissipation.
- Ensures excellent handling and safe performance and provides outstanding load capacity.



truck tyres



TRACTION TQ312

All purpose highway, urban and on/off road use.
M+S



Features

- Asymmetric lug design. ▶
- Block pattern design. ▶
- Four wide circumferential grooves. ▶
- Reinforced carcass and bead design. ▶

Benefits

- Combines regular wear with excellent traction.
- Provides excellent driving and braking force.
- Ensures excellent water evacuation, even pressure distribution and heat dissipation.
- Ensures excellent handling and safe performance and provides outstanding load capacity.

Tyre Size	Tread Pattern	Ply Rating	Load Index	Speed Rating				
215/75R17.5	TQ628	16PR	135/133	J	C	D	73	2
235/75R17.5	TQ628	16PR	143/141	J	C	D	73	2
11R22.5	TQ628	16PR	146/143	K	C	D	73	2
12R22.5	TQ628	18PR	152/149	L	C	D	73	2
13R22.5	TQ628	20PR	156/152	K	C	D	73	2
295/80R22.5	TQ628	16PR	152/148		C	D	73	2
315/70R22.5	TQ628	20PR	154/150	L	C	D	73	2
315/80R22.5	TQ628	20PR	156/152	L	C	D	73	2

Tyre Size	Tread Pattern	Ply Rating	Load Index	Speed Rating				
295/75R22.5	TQ312	14PR	144/141	M	C	C	73	2
285/75R24.5	TQ312	14PR	144/141	M	C	C	73	2
11R22.5	TQ312	16PR	146/143	L	C	C	73	2
11R24.5	TQ312	18PR	149/146	L	C	C	73	2



 **trailer tyres**
TRAILER
FTM313

All trailer applications, designed for better mileage and even wear







Features

- Special tread compound.
- Block pattern design.
- Extra wide footprint with square shoulder.
- Reinforced carcass and bead design.

Benefits

- ▶ Provides outstanding resistance to puncture and tearing.
- ▶ Provides excellent driving and braking force.
- ▶ Enhanced stability and resistance to abrasion.
- ▶ Ensures excellent handling and safe performance and provides outstanding load capacity.

Tyre Size	Tread Pattern	Ply Rating	Load Index	Speed Rating				
385/65R22.5	FTM313	20PR	160(158)	K(L)	C	C	73	2



trailer tyres



TRAILER TQ022

All trailer applications, designed for better mileage and even wear.



Features

- Four zigzag grooves.
- Extra wide footprint with square shoulder.
- Special tread compound.

Benefits

- Provides excellent anti-sideslipping performance and ensures excellent water evacuation.
- Enhanced stability and resistance to abrasion.



truck tyres TRAILER FAL535

All trailer applications, designed for better mileage and even wear



Features

- Special tread compound.
- Block pattern design.
- Extra wide footprint with square shoulder.
- Reinforced carcass and bead design.

Benefits

- Provides outstanding resistance to puncture and tearing.
- Provides excellent driving and braking force.
- Enhanced stability and resistance to abrasion.
- Ensures excellent handling and safe performance and provides outstanding load capacity.

Tyre Size	Tread Pattern	Ply Rating	Load Index	Speed Rating				
235/75R17.5	TQ022	16PR	143/141	J	C	C	73	2
385/65R22.5	TQ022	20PR	160	K	C	C	73	2

Tyre Size	Tread Pattern	Ply Rating	Load Index	Speed Rating				
215/75R17.5	FAL535	16PR	135/133	J	C	C	73	2
225/70R19.5	FAL535	14PR	128/126	M	C	C	73	2
245/70R19.5	FAL535	14PR	133/131	M	C	C	73	2
255/70R22.5	FAL535	16PR	140/137	L	C	C	73	2
275/70R22.5	FAL535	18PR	152/148	J	C	C	73	2



truck tyres



TRAILER FTL311

All trailer applications, designed for better mileage and even wear



Features

Special tread compound.

Block pattern design.

Extra wide footprint with square shoulder.

Reinforced carcass and bead design.

Benefits

- ▶ Provides outstanding resistance to puncture and tearing.
- ▶ Provides excellent driving and braking force.
- ▶ Enhanced stability and resistance to abrasion.
- ▶ Ensures excellent handling and safe performance and provides outstanding load capacity.

Tyre Size	Tread Pattern	Ply Rating	Load Index	Speed Rating				
385/55R22.5	FTL311	20PR	160(158)	K(L)	C	C	73	2
385/65R22.5	FTL311	20PR	160(158)	K(L)	C	C	73	2
425/65R22.5	FTL311	20PR	165	K	C	C	73	2
445/65R22.5	FTL311	20PR	169	K	C	C	73	2






truck / coach

ALL POSITION TQ011 / TQ702

Highway, urban and on/off road use
M+S



Features

Three zigzag grooves.

Combination of rib and lug design.

Shoulder design with lugs.

Benefits

▶ Provides excellent anti-sideslipping performance and ensures excellent water evacuation.

▶ Delivers outstanding traction

▶ Provides excellent heat dissipation.



truck tyres

TRAILER/LONGHAUL STL357

All trailer applications, designed for better mileage and even wear



Features

Special tread compound.

Block pattern design.

Extra wide footprint with square shoulder.

Reinforced carcass and bead design.

Benefits





▶ Provides outstanding resistance to puncture and tearing.


▶ Provides excellent driving and braking force.

▶ Enhanced stability and resistance to abrasion.

▶ Ensures excellent handling and safe performance and provides outstanding load capacity.

Tyre Size	Tread Pattern	Ply Rating	Load Index	Speed Rating				
11R22.5	TQ011/TQ702	16PR	146/143	K	D	D	73	2
12R22.5	TQ011/TQ702	18PR	152/149	L	D	D	73	2
13R22.5	TQ011/TQ702	20PR	156/152	K	D	D	73	2
315/80R22.5	TQ011/TQ702	20PR	156/152	L	C	D	73	2

Tyre Size	Tread Pattern	Ply Rating	Load Index	Speed Rating				
435/50R19.5	STL357	20PR	160	J	C	C	73	2



TORQUE 
TYRES



Car range

PCR

TQ021/TQ-HP701

UHP

TQ901

All Season

TQ025/TQ7000AS

4x4

AT-TQ701/HT-TQ701/TQ-MT701

Winter

TQ022/TQ023/TQ020/TQWT701

The car tyre range has been specifically designed to deliver excellent grip and performance on both wet and dry roads.

Amongst the features and benefits:

- Special tread compounds with four wide circumferential tread grooves
- Optimized variable pitch tread design
- Superior comfort and quiet ride
- Better ride stability and handling performance
- Improved groove and bead profile design
- Silica tread compound



Stability and Response
Jointless bead wire and high density nylon improve high speed stability and maximise steering response.



Driving Control
Multi-inner radius improves driving control while assuring performance at high speed.



Water Evacuation
Four Wide circumferential grooves deliver efficient water evacuation and prevent aquaplaning



Passenger car radial PCR TQ021



Size	LI/SI	S/R				
50 Series						
195/50R15	82	V	E	C	71dB	2
205/50R16	87	V	E	C	71dB	2
225/50R16	92	V	E	C	71dB	2
55 Series						
185/55R15	82	V	E	C	72dB	2
195/55R15	85	V	E	C	71dB	2
205/55R16	91	V	E	C	71dB	2
215/55R16	97 XL	V	E	C	71dB	2
60 Series						
175/60R13	77	H	E	C	72dB	2
165/60R14	75	H	E	C	72dB	2
185/60R14	82	H	E	C	72dB	2
195/60R14	86	H	E	C	71dB	2
175/60R15	81	H	E	C	72dB	2
185/60R15	84	H	E	C	72dB	2
195/60R15	88	V	E	C	71dB	2
205/60R15	91	V	E	C	71dB	2
205/60R16	92	V	E	C	71dB	2
215/60R16	95	V	E	C	71dB	2
225/60R16	98	H	E	C	71dB	2
225/60R16	102 XL	V	E	C	71dB	2
65 Series						
155/65R13	73	T	E	C	72dB	2
165/65R13	77	T	E	C	72dB	2
155/65R14	75	T	E	C	72dB	2
165/65R14	79	T	E	C	72dB	2
175/65R14	82	T	E	C	72dB	2
175/65R14	82	H	E	C	72dB	2
185/65R14	86	H	E	C	72dB	2
175/65R15	84	H	E	C	72dB	2
185/65R15	88	H	E	C	72dB	2
195/65R15	95 XL	H	E	C	71dB	2
195/65R15	91	V	E	C	71dB	2
205/65R15	94	V	E	C	71dB	2
215/65R15	96	H	E	C	71dB	2
205/65R16	95	H	E	C	71dB	2
215/65R16	98	H	E	C	71dB	2
215/65R16	102 XL	H	E	C	71dB	2

70 Series

145/70R12	69	T	E	C	72dB	2
155/70R12	73	T	E	C	72dB	2
165/70R12	77	T	E	C	72dB	2
155/70R13	75	T	E	C	72dB	2
165/70R13	79	T	E	C	72dB	2
175/70R13	82	T	E	C	72dB	2
185/70R13	86	H	E	C	72dB	2
165/70R14	81	T	E	C	72dB	2
175/70R14	84	T	E	C	72dB	2
185/70R14	88	H	E	C	72dB	2
195/70R14	91	H	E	C	71dB	2
205/70R14	95	H	E	C	71dB	2
205/70R15	96	H	E	C	71dB	2
215/70R15	98	H	E	C	71dB	2

80 Series

145/80R12	74	T	E	C	72dB	2
155/80R13	79	T	E	C	72dB	2
165/80R14	85	T	E	C	72dB	2

Features

- Special tread compound.
- Continuous solid centre ribs.
- Improved groove and bead profile design.
- Optimized variable pitch tread design.

Benefits

- ▶ Excellent grip on wet and dry roads.
- ▶ Improves directional stability, provides a more comfortable experience and prevents irregular wear.
- ▶ Better ride stability and handling performance.
- ▶ Superior comfort and quiet ride.



Passenger car radial PCR TQ-HP701



Size	LI/SI	S/R				
35 Series						
285/35R22	106 XL	V	E	E	75dB	2
40 Series						
275/40R20	106 XL	W	E	E	73dB	2
295/40R21	111 XL	W	E	E	75dB	2
305/40R22	114 XL	W	E	E	75dB	2
45 Series						
225/45R19	96 XL	W	E	E	72dB	2
235/45R19	99 XL	W	E	E	72dB	2
285/45R19	111 XL	W	E	E	75dB	2
245/45R20	99	W	E	E	71dB	2
255/45R20	105 XL	V	E	E	73dB	2
275/45R20	110 XL	V	E	E	73dB	2
50 Series						
255/50R19	107 XL	V	E	E	73dB	2
255/50R20	109 XL	V	E	E	73dB	2
265/50R20	111 XL	V	E	E	73dB	2
55 Series						
215/55R18	99 XL	V	E	E	72dB	2
225/55R18	98	V	E	E	71dB	2
235/55R18	100	V	E	E	71dB	2
	104 XL	V				2
255/55R18	109 XL	W	E	E	73dB	2
225/55R19	99	V	E	E	71dB	2
235/55R19	105 XL	V	E	E	72dB	2
245/55R19	103	V	E	E	71dB	2
255/55R19	111 XL	V	E	E	73dB	2
275/55R20	117 XL	V	E	E	73dB	2

Size	LI/SI	S/R				
60 Series						
215/60R17	96	H	E	E	71dB	2
225/60R18	100	V	E	E	71dB	2
235/60R18	107 XL	V	E	E	71dB	2
245/60R18	105	V	E	E	71dB	2
255/60R18	112 XL	V	E	E	73dB	2

Features

- Special tread compound.
- Continuous solid centre ribs.
- Improved groove and bead profile design.
- Optimized variable pitch tread design.

Benefits

- ▶ Excellent grip on wet and dry roads.
- ▶ Improves directional stability, provides a more comfortable experience and prevents irregular wear.
- ▶ Better ride stability and handling performance.
- ▶ Superior comfort and quiet ride.





Ultra high performance

The UHP - TQ901 delivers excellent grip whatever the road conditions for your high performance vehicle.

UHP TQ901



Size	LI/SI	S/R				
35 Series						
245/35R19	93 XL	W	E	C	71dB	2
255/35R20	97XL	W	E	C	72dB	2
40 Series						
205/40R17	84 XL	W	E	C	71dB	2
215/40R17	87XL	W	E	C	71dB	2
225/40R18	92 XL	W	E	C	71dB	2
235/40R18	95XL	W	E	C	71dB	2
245/40R18	97XL	W	E	C	71dB	2
45 Series						
195/45R16	84XL	V	E	C	71dB	2
205/45R16	87XL	W	E	C	71dB	2
205/45R17	88 XL	W	E	C	71dB	2
215/45R17	91 XL	W	E	C	71dB	2
225/45R17	94 XL	W	E	C	71dB	2
235/45R17	97 XL	W	E	C	71dB	2
245/45R17	99XL	W	E	C	71dB	2
245/45R18	100XL	W	E	C	71dB	2
50 Series						
195/50R15	86 XL	V	E	C	71dB	2
195/50R16	88XL	V	E	C	71dB	2
205/50R16	92	V	E	C	71dB	2
205/50R17	93XL	W	E	C	71dB	2
215/50R17	95XL	W	E	C	71dB	2
225/50R17	98XL	W	E	C	71dB	2
235/50R17	101XL	W	E	C	71dB	2

55 Series

Size	LI/SI	S/R				
195/55R15	85	V	E	C	71dB	2
185/55R16	83	V	E	C	72dB	2
195/55R16	91 XL	V	E	C	71dB	2
215/55R16	97XL	V	E	C	71dB	2
215/55R16	97XL	W	E	C	71dB	2
225/55R16	99XL	V	E	C	71dB	2
215/55R17	98XL	W	E	C	71dB	2
225/55R17	101XL	W	E	C	71dB	2

Features

- Four wide circumferential grooves, lateral grooves with fine sipes and continuous block patterns on shoulder.
- Variable pitch tread design.
- Jointless nylon band.
- Rim protector.

Benefits

- ▶ Provides efficient water evacuation, outstanding wet performance and enhanced stability at high speed cornering.
- ▶ Superior comfort and quiet ride.
- ▶ Improved tread stiffness and uniformity and delivers high speed stability.
- ▶ Provides better performance on a wet surface and reduces rolling resistance. Protects wheels from curb damage.



All Season

The car tyre range has been specifically designed to deliver excellent grip and performance on both wet and dry roads.

TQ025



Size	LI/SI	S/R				
40 Series						
225/40R18	92 XL	V	E	C	71dB	2
245/40R18	97 XL	V	E	C	71dB	2
45 Series						
195/45R16	84 XL	V	E	C	71dB	2
205/45R16	87 XL	V	E	C	71dB	2
205/45R17	88 XL	V	E	C	71dB	2
215/45R17	91 XL	V	E	C	71dB	2
225/45R17	94 XL	V	E	C	71dB	2
245/45R17	99 XL	V	E	C	71dB	2
245/45R18	100 XL	V	E	C	71dB	2
50 Series						
195/50R15	86 XL	V	E	C	71dB	2
195/50R16	88 XL	V	E	C	71dB	2
205/50R17	93 XL	V	E	C	71dB	2
215/50R17	95 XL	V	E	C	71dB	2
225/50R17	98 XL	V	E	C	71dB	2
55 Series						
185/55R14	80	H	E	C	70db	2
185/55R15	86 XL	H	E	C	70db	2
195/55R15	85	H	E	C	71dB	2
195/55R16	91 XL	V	E	C	71dB	2
205/55R16	94 XL	V	E	C	71dB	2
215/55R16	97 XL	V	E	C	71dB	2
215/55R17	98 XL	V	E	C	71dB	2
225/55R17	101 XL	V	E	C	71dB	2
235/55R17	103 XL	V	E	C	71dB	2
60 Series						
165/60R14	75	H	E	C	70db	2
185/60R14	82	H	E	C	70db	2
165/60R15	77	T	E	C	70db	2
185/60R15	88 XL	H	E	C	70db	2
195/60R15	88	H	E	C	71dB	2
205/60R16	96 XL	V	E	C	71dB	2
215/60R16	99 XL	H	E	C	71dB	2
65 Series						
155/65R13	73	T	E	C	70db	2
165/65R13	77	T	E	C	70db	2
155/65R14	75	T	E	C	70db	2
165/65R14	79	T	E	C	70db	2
175/65R14	82	T	E	C	70db	2
165/65R15	81	T	E	C	70db	2
175/65R15	88 XL	T	E	C	70db	2
185/65R15	88	H	E	C	70db	2
195/65R15	91	H	E	C	71dB	2
215/65R16	102 XL	H	E	C	71dB	2
70 Series						
155/70R13	75	T	E	C	70db	2
165/70R13	79	T	E	C	70db	2
165/70R14	81	T	E	C	70db	2
175/70R14	88 XL	T	E	C	70db	2
155/80R13	79	T	E	C	70db	2

Features

- Four wide circumferential grooves, lateral grooves with fine sipes and continuous block patterns on shoulder.
- Variable pitch tread design.
- Jointless nylon band.
- Rim protector.

Benefits

- ▶ Provides efficient water evacuation, outstanding wet performance and enhanced stability at high speed cornering.
- ▶ Superior comfort and quiet ride.
- ▶ Improved tread stiffness and uniformity and delivers high speed stability.
- ▶ Provides better performance on a wet surface and reduces rolling resistance. Protects wheels from curb damage.

All Season

The Van tyre range has been specifically designed to deliver excellent grip and performance on both wet and dry roads.



All Season TQ7000AS



Size	Ply	LI/SI	S/R				
65 Series							
195/65R16C	8PR	104/102	R	E	C	72dB	2
205/65R16C	8PR	107/105	T	E	C	72dB	2
215/65R16C	8PR	109/107	T	E	C	72dB	2
235/65R16C	8PR	115/113	T	E	C	72dB	2
70 Series							
195/70R15C	8PR	104/102	R	E	C	72dB	2
215/70R15C	8PR	109/107	R	E	C	72dB	2
195/75R16C	8PR	107/105	R	E	C	72dB	2
75 Series							
215/75R16C	10PR	116/114	R	E	C	72dB	2
225/75R16C	12PR	121/120	R	E	C	72dB	2

Features

- Reinforced structure composed of two steel belts and full nylon protector.
- Zig-zag vertical groove and open horizontal groove arrangement with sipes.
- Special abrasion resistant tread compound.
- Variable pitch pattern.

Benefits

- ▶ Delivers extra puncture resistance and robust load bearing capacity.
- ▶ Provides excellent wet and dry grip.
- ▶ Provides enhanced mileage with reduced heat.
- ▶ Superior comfort and quiet ride





4x4 tyres SUV range

The AT-TQ701 - the ultimate design in toughness, grip and reliability for your four wheel drive, off-road vehicles.

4x4 AT-TQ701



Size	Ply	LI/SI	S/R	E	C	72dB	2
31x10.50R15LT	6PR	109	R	E	C	72dB	2
70 Series							
LT265/70R17	10PR	121/118	S	E	C	72dB	2
LT285/70R17	8PR	121/118	R	E	C	72dB	2
75 Series							
LT235/75R15	6PR	104/101	R	E	C	72dB	2
LT225/75R16	10PR	115/112	S	E	C	72dB	2
LT245/75R16	10PR	120/116	S	E	C	72dB	2
LT265/75R16	10PR	123/120	R	E	C	72dB	2
LT285/75R16	10PR	126/123	R	E	C	72dB	2
LT245/75R17	10PR	121/118	S	E	C	72dB	2
85 Series							
LT215/85R16	10PR	1	R	E	C	72dB	2
LT235/85R16	10PR	120/116	R	E	C	72dB	2
65 Series							
245/65R17		107	T	E	C	71dB	2

70 Series

Size	Ply	LI/SI	S/R	E	C	71dB	2
235/70R16	106	T	E	C	71dB	2	
245/70R16	107	T	E	C	71dB	2	
255/70R16	111	T	E	C	72dB	2	
265/70R16	112	T	E	C	72dB	2	
245/70R17	110	T	E	C	71dB	2	
265/70R17	115	T	E	C	72dB	2	
P285/70R17	117	T	E	C	72dB	2	

75 Series

Size	Ply	LI/SI	S/R	E	C	71dB	2
215/75R15	100	S	E	C	71dB	2	
235/75R15	109	S	E	C	71dB	2	
245/75R16	111	S	E	C	71dB	2	
265/75R16	116	S	E	C	72dB	2	

Features

- Block tread design with multiple sipes.
- Open shoulder grooves.
- Jointless nylon band.
- Strong structure design.

Benefits

- ▶ Provides outstanding off-road traction.
- ▶ Prevents aquaplaning with enhanced wet grip performance.
- ▶ Provides reliability and durability.
- ▶ Improved tread stiffness and uniformity and delivers high speed stability.



4x4 tyres SUV range

The TQ-HT701 - the ultimate design in toughness, grip and reliability for your four wheel drive, off-road vehicles.

4x4 HT-TQ701



Size	Ply	LI/SI	S/R	E	C	71dB	2
60 Series							
235/60R16		100	H	E	C	71dB	2
225/60R17		99	H	E	C	71dB	2
65 Series							
215/65R16		98	H	E	C	71dB	2
225/65R17		102	H	E	C	71dB	2
235/65R17		108XL	H	E	C	71dB	2
245/65R17		111 XL	H	E	C	71dB	2
265/65R17		112	H	E	C	72dB	2
70 Series							
215/70R16		100	H	E	C	71dB	2
225/70R16		103	H	E	C	71dB	2
235/70R16		106	H	E	C	71dB	2
245/70R16		111 XL	H	E	C	71dB	2
255/70R16		111	T	E	C	72dB	2
265/70R16		112	H	E	C	72dB	2
245/70R17		110	T	E	C	71dB	2
265/70R17		115	T	E	C	72dB	2
75 Series							
235/75R15		109 XL	H	E	C	71dB	2

Light Truck

Size	Ply	LI/SI	S/R	E	C	72dB	2
31X10.5R15LT	6PR	109	R	E	C	72dB	2
70 Series							
LT265/70R17	10PR	121/118	S	E	C	72dB	2
75 Series							
LT235/75R15	6PR	104/101	R	E	C	72dB	2
LT225/75R16	10PR	115/112	S	E	C	72dB	2
LT245/75R16	10PR	120/116	S	E	C	72dB	2
LT265/75R16	10PR	123/120	R	E	C	72dB	2
LT245/75R17	10PR	121/118	S	E	C	72dB	2
85 Series							
LT215/85R16	10PR	115/112	R	E	C	72dB	2
LT235/85R16	10PR	120/116	R	E	C	72dB	2

Features

- High density sipes with silica compound.
- Variable pitch pattern and optimised footprint design.
- Solid centre ribs.
- Jointless nylon band.

Benefits

- ▶ Delivers a smooth ride, lower noise and improved traction on dry and wet roads.
- ▶ Superior comfort and quiet ride.
- ▶ Provides steering stability and delivers a comfortable ride.
- ▶ Improved tread stiffness and uniformity and delivers high speed stability.

4x4 tyres SUV range

The TQ-MT701 - the ultimate design in toughness, grip and reliability for your four wheel drive, off-road vehicles.

4x4 TQ-MT701



Size	Ply	LI/SI	S/R
31X10.50R15LT 70 Series	6PR	109	Q
LT265/70R17 75 Series	10PR	121/118	Q
LT235/75R15	6PR	104/101	Q
LT245/75R16	10PR	120/116	Q
LT265/75R16	10PR	123/120	Q

Features

- Block tread design with multiple sipes.
- Open shoulder grooves.
- Jointless nylon band.
- Strong structure design.

Benefits

- ▶ Provides outstanding off-road traction.
- ▶ Prevents aquaplaning with enhanced wet grip performance.
- ▶ Provides reliability and durability.
- ▶ Improved tread stiffness and uniformity and delivers high speed stability.



TORQUE 
TYRES



Winter tyres for cars

The PCR - TQ022 has a proven track record for safety and reliability for your family car in conditions of the severest snow and ice.

WINTER PCR TQ022



55 Series



Size	LI/SI	S/R	E	C	70dB	2
185/55R15	86 XL	H	E	C	70dB	2
195/55R15	85	H	E	C	71dB	2
195/55R16	91 XL	H	E	C	71dB	2
205/55R16	91	H	E	C	71dB	2
215/55R16	97 XL	H	E	C	71dB	2
225/55R16	99 XL	H	E	C	71dB	2
205/55R17	95 XL	H	E	C	71dB	2
215/55R17	98 XL	H	E	C	71dB	2
225/55R17	101 XL	H	E	C	71dB	2
235/55R17	103 XL	H	E	C	71dB	2
215/55R18	99 XL	H	E	C	71dB	2
225/55R18	98	H	E	C	71dB	2
245/55R19	103	H	E	C	71dB	2
255/55R19	111 XL	H	E	C	72dB	2

Size	LI/SI	S/R	E	C	71dB	2
40 Series						
225/40R18	92 XL	H	E	C	71dB	2
245/40R18	97 XL	H	E	C	71dB	2
45 Series						
195/45R16	84 XL	H	E	C	71dB	2
205/45R17	88 XL	H	E	C	71dB	2
215/45R17	91 XL	H	E	C	71dB	2
225/45R17	94 XL	H	E	C	71dB	2
235/45R18	98 XL	H	E	C	71dB	2
245/45R18	100 XL	H	E	C	71dB	2
255/45R20	105 XL	H	E	C	72dB	2
50 Series						
195/50R15	86 XL	H	E	C	71dB	2
195/50R16	88 XL	H	E	C	71dB	2
205/50R17	93 XL	H	E	C	71dB	2
215/50R17	95 XL	H	E	C	71dB	2
225/50R17	98 XL	H	E	C	71dB	2
255/50R19	107 XL	H	E	C	72dB	2
255/50R20	109 XL	H	E	C	72dB	2

Features

- Outer longitudinal rib block design and inner lateral slots.
- Silica tread compound.
- Three longitudinal grooves.
- Non-through block sipes.

Benefits

- ▶ Enhance braking, cornering grip and the removal of water and slush.
- ▶ Delivers superb traction and lower rolling resistance.
- ▶ Improves water evacuation and stability in deep snow conditions.
- ▶ Provides excellent grip, minimises the friction and reduces rolling resistance.



WINTER PCR TQ022



Size	LI/SI	S/R	E	C	70dB	2
60 Series						
165/60R14	75	H	E	C	70dB	2
185/60R14	82	T	E	C	70dB	2
195/60R14	86	H	E	C	71dB	2
175/60R15	81	H	E	C	70dB	2
185/60R15	84	T	E	C	70dB	2
195/60R15	88	H	E	C	71dB	2
205/60R16	92	H	E	C	71dB	2
215/60R16	99 XL	H	E	C	71dB	2
215/60R17	96	H	E	C	71dB	2
225/60R17	99	H	E	C	71dB	2
65 Series						
155/65R13	73	T	E	C	70dB	2
155/65R14	75	T	E	C	70dB	2
175/65R14	82	T	E	C	70dB	2
185/65R14	86	T	E	C	70dB	2
175/65R15	84	T	E	C	70dB	2
185/65R15	88	T	E	C	70dB	2
195/65R15	91	T	E	C	71dB	2
205/65R15	94	H	E	C	71dB	2
215/65R16	98	H	E	C	71dB	2
225/65R17	102	H	E	C	71dB	2
235/65R17	108 XL	H	E	C	71dB	2
70 Series						
145/70R12	69	T	E	C	70dB	2
155/70R13	75	T	E	C	70dB	2
165/70R13	79	T	E	C	70dB	2
175/70R13	82	T	E	C	70dB	2
185/70R13	86	T	E	C	70dB	2
165/70R14	81	T	E	C	70dB	2
175/70R14	88 XL	T	E	C	70dB	2
205/70R15	96	H	E	C	71dB	2
80 Series						
155/80R13	79	T	E	C	70dB	2



Winter tyres for cars

The PCR - TQ023 and W601 - safe and reliable for your family car in conditions of the severest snow and ice.

WINTER PCR TQ023 Studdable



Size	LI/SI	S/R				
45 Series						
225/45R17	94 XL	H	E	C	71dB	2
55 Series						
185/55R15	86 XL	H	E	C	70dB	2
205/55R16	91	H	E	C	71dB	2
215/55R17	98 XL	H	E	C	71dB	2
225/55R17	101 XL	H	E	C	71dB	2
60 Series						
185/60R15	84	T	E	C	70dB	2
195/60R15	88	H	E	C	71dB	2
205/60R16	92	H	E	C	71dB	2
215/60R16	99 XL	H	E	C	71dB	2
225/60R16	98	H	E	C	71dB	2
215/60R17	96	H	E	C	71dB	2
225/60R17	99	H	E	C	71dB	2
235/60R17	102	H	E	C	71dB	2
65 Series						
175/65R14	82	T	E	C	70dB	2
185/65R14	86	T	E	C	70dB	2
185/65R15	88	T	E	C	70dB	2
195/65R15	91	T	E	C	71dB	2

Size	LI/SI	S/R				
205/65R15	94	H	E	C	71dB	2
205/65R16	95	H	E	C	71dB	2
215/65R16	98	H	E	C	71dB	2
225/65R16	100	H	E	C	71dB	2
205/65R17	96	H	E	C	71dB	2
225/65R17	102	H	E	C	71dB	2
235/65R17	104	T	E	C	71dB	2
245/65R17	107	T	E	C	71dB	2
70 Series						
175/70R13	82	T	E	C	70dB	2
185/70R13	86	T	E	C	70dB	2
185/70R14	88	T	E	C	70dB	2
215/70R16	100	T	E	C	71dB	2
235/70R16	106	T	E	C	71dB	2
265/70R16	112	T	E	C	72dB	2
275/70R16	114	T	E	C	72dB	2
245/70R17	110	T	E	C	71dB	2
265/70R17	115	T	E	C	72dB	2

Features

- Directional winter tread pattern.
- Optimised tread sipe.
- Solid centre rib.
- Optimum allocation multi-random stud lines.
- Winter traction compound.

Benefits

- ▶ Enhanced road contact and performance for snow and wet road conditions.
- ▶ Enhanced acceleration and braking under winter conditions.
- ▶ Improved handling when changing lanes and cornering.
- ▶ Improves traction performance on snow and ice and minimised stud noise.
- ▶ Silica-rich compound gives improved ice, snow and wet grip while maintaining performance in cold temperatures.

WINTER PCR TQ020



Size	LI/SI	S/R				
45 Series						
225/45R17	94 XL	H	E	C	71dB	2
50 Series						
195/50R15	86 XL	H	E	C	71dB	2
55 Series						
185/55R15	86 XL	H	E	C	70dB	2
195/55R15	85	H	E	C	71dB	2
195/55R16	91 XL	H	E	C	71dB	2
205/55R16	91	H	E	C	71dB	2
215/55R16	97 XL	H	E	C	71dB	2
60 Series						
185/60R14	82	T	E	C	70dB	2
185/60R15	84	T	E	C	70dB	2
195/60R15	88	H	E	C	71dB	2
205/60R16	92	H	E	C	71dB	2
215/60R16	99 XL	H	E	C	71dB	2
65 Series						
175/65R14	82	T	E	C	70dB	2
185/65R14	86	T	E	C	70dB	2
185/65R15	88	T	E	C	70dB	2
195/65R15	91	T	E	C	71dB	2
205/65R15	94	H	E	C	71dB	2
65 Series						
165/70R13	79	T	E	C	70dB	2

Features

- Silica tread compound.
- Large block tread design.
- Zig-zag grooves and high density sipes arrangement.
- Reinforced construction.

Benefits

- ▶ Provides better performance on wet surfaces and reduces rolling noise.
- ▶ Enhanced traction and handling in snow conditions.
- ▶ Improved grip performance from wet and frigid surfaces to snow and ice.
- ▶ Delivers robust load bearing capacity and rugged durability.



WINTER PCR

TQ-WT701 Studdable




Size	LI/SI				
65 Series					
LT275/65R18	123/120S	E	C	70dB	2
70 Series					
LT245/70R17	119/116S	E	C	70dB	2
LT265/70R17	121/118S	E	C	70dB	2
LT275/70R18	125/122S	E	C	70dB	2
75 Series					
LT235/75R15	104/101R	E	C	70dB	2
LT225/75R16	115/112S	E	C	70dB	2
LT245/75R16	120/116S	E	C	70dB	2
LT265/75R16	123/120R	E	C	70dB	2
LT245/75R17	121/118S	E	C	70dB	2

Features

- Silica tread compound.
- Large block tread design.
- Zig-zag grooves and high density sipes arrangement.
- Reinforced construction.

Benefits

- ▶ Provides better performance on wet surfaces and reduces rolling noise.
- ▶ Enhanced traction and handling in snow conditions.
- ▶ Improved grip performance from wet and frigid surfaces to snow and ice.
- ▶ Delivers robust load bearing capacity and rugged durability.





TORQUE 
TYRES

light commercial range

VAN
TQ05 / TQ02

WINTER VAN
WTQ5000 / WTQ6000

The van tyre range has been specifically designed to deliver excellent grip and performance on both wet and dry roads.

With its reinforced structure composed of two steel belts and a full nylon protector, you can be confident of its ability to cope with the vigours of van driving.

Some of the benefits include:

- Extra puncture resistance
- Excellent wet and dry grip
- Superior comfort and quiet ride
- Better ride stability and handling performance



Light commercial

The TQ05 and TQ02 tyres deliver excellent grip whatever the road conditions for your light commercial vehicle.

VAN TQ05



Size	PLY	LI/SI	S/R				
155R13C	8PR	90/88	Q	E	C	71dB	2
165R13C	8PR	94/92	R	E	C	71dB	2
175R13C	8PR	97/95	R	E	C	71dB	2
175R14C	8PR	99/98	R	E	C	71dB	2
65 Series							
175/65R14C	6PR	90/88	T	E	C	71dB	2
205/65R15C	6PR	102/100	T	E	C	72dB	2
205/65R16C	8PR	107/105	T	E	C	72dB	2
235/65R16C	8PR	115/113	T	E	C	72dB	2
70 Series							
165/70R13LT	6PR	88/86	S	E	C	71dB	2
165/70R14C	6PR	89/87	R	E	C	71dB	2
175/70R14LT	6PR	95/93	S	E	C	71dB	2
195/70R15C	8PR	104/102	R	E	C	72dB	2
205/70R15C	8PR	106/104	R	E	C	72dB	2
215/70R15C	8PR	109/107	R	E	C	72dB	2
225/70R15C	8PR	112/110	R	E	C	72dB	2
75 Series							
185/75R16C	8PR	104/102	R	E	C	72dB	2
195/75R16C	8PR	107/105	R	E	C	72dB	2
215/75R16C	10PR	116/114	R	E	C	72dB	2

Features

- Reinforced structure composed of two steel belts and full nylon protector.
- Zig-zag vertical groove and open horizontal groove arrangement with sipes.
- Special abrasion resistant tread compound.
- Variable pitch pattern.

Benefits

- ▶ Delivers extra puncture resistance and robust load bearing capacity.
- ▶ Provides excellent wet and dry grip.
- ▶ Provides enhanced mileage with reduced heat.
- ▶ Superior comfort and quiet ride

Light commercial

The TQ05 and TQ02 tyres deliver excellent grip whatever the road conditions for your light commercial vehicle.

VAN TQ02




Size	Ply	LI/SI	S/R				
155R12C	8PR	88/86	Q	E	C	71dB	2
185R14C	8PR	102/100	R	E	C	72dB	2
195R14C	8PR	106/104	R	E	C	72dB	2
195R15C	8PR	106/104	R	E	C	72dB	2

Features

- Reinforced structure composed of two steel belts and full nylon protector.
- Zig-zag vertical groove and open horizontal groove arrangement with sipes.
- Special abrasion resistant tread compound.
- Variable pitch pattern.

Benefits

- ▶ Delivers extra puncture resistance and robust load bearing capacity.
- ▶ Provides excellent wet and dry grip.
- ▶ Provides enhanced mileage with reduced heat.
- ▶ Superior comfort and quiet ride



TORQUE **TYRES**



Light commercial winter tyres

The WTQ5000 delivers excellent grip in adverse road conditions for your light commercial vehicle.

WINTER VAN WTQ5000



Size	Ply	LI/SI	S/R				
65 Series							
195/65R16C	8PR	104/102	R	E	C	72dB	2
205/65R16C	8PR	107/105	R	E	C	72dB	2
215/65R16C	8PR	109/107	R	E	C	72dB	2
235/65R16C	8PR	115/113	R	E	C	72dB	2
70 Series							
195/70R15C	8PR	104/102	R	E	C	72dB	2
215/70R15C	8PR	109/107	R	E	C	72dB	2
225/70R15C	8PR	112/110	R	E	C	72dB	2
75 Series							
195/75R16C	8PR	107/105	R	E	C	72dB	2

Features

- Silica tread compound.
- Large block tread design.
- Zig-zag grooves and high density sipes arrangement.
- Reinforced construction.

Benefits

- ▶ Provides better performance on wet surface and reduces rolling resistance.
- ▶ Enhanced traction and handling in snow conditions.
- ▶ Improves grip performance from wet and frigid surfaces to snow and ice.
- ▶ Delivers robust load bearing capacity and rugged durability.



Light commercial winter tyres

WINTER VAN WTQ6000



Size	Ply	LI/SI	S/R				
155R12C	8PR	88/86	Q	E	C	71dB	2
165R13C	8PR	94/92	R	E	C	71dB	2
175R14C	8PR	99/88	R	E	C	71dB	2
185R14C	8PR	102/100	R	E	C	71dB	2
185/75R16C	8PR	104/102	R	E	C	73dB	2

Features

- High void directional tread pattern.
- Multiple sipe.
- Three sawtooth main grooves.
- Winter traction compound.

Benefits

- ▶ Helps to maintain contact with the road in Winter conditions providing confidence in Winter driving.
- ▶ Improved grip power on snowy and icy roads.
- ▶ Delivers exceptional traction and control for Winter driving conditions.
- ▶ Silica rich compound gives improved ice, snow and wet grip while maintaining performance in cold temperature.